


Step 1: Browse i-Account web page by clicking one of below link.

Link: <http://iaccount.lankabangla.com/>



**Secure Login**

Enter Your User ID and Password to Login  
If you forgot Username/Password, call 16325

User Id:

Password:

[Signup](#) [Login](#) [Cancel](#)

**Secure Yourself**

- Make a strong password using number and sign characters
- Change your password every 45 to 60 days
- Don't use save password option on your web browser / computer / Laptop / Smartphone
- Three wrong attempts will lock your Internet Banking service
- Simultaneously multiple sessions are not allowed for a user
- For next time login, must be Logout from Internet Banking service
- Check your e-mail box or cell phone message to see Internet Banking login record(s).

**Attention**

**ATTENTION PLEASE**

If you feel your i-Account ID or Password has been stolen or compromised, change your password immediately.


There have been cases of phone scammers requesting for personal account details. We would never ask you to reveal account information such as your passwords.

For more please call  
**16325**

Copyright © 2018 LankaBangla Finance Limited. All rights reserved.

Step 2: Registration/Signup

Click on Signup button for registration.



**Secure Login**

Enter Your User ID and Password to Login  
If you forgot Username/Password, call 16325

User Id:

Password:

[Signup](#) [Login](#) [Cancel](#)

**Click Here**

**Secure Yourself**

- Make a strong password using number and sign characters
- Change your password every 45 to 60 days
- Don't use save password option on your web browser / computer / Laptop / Smartphone
- Three wrong attempts will lock your Internet Banking service
- Simultaneously multiple sessions are not allowed for a user
- For next time login, must be Logout from Internet Banking service
- Check your e-mail box or cell phone message to see Internet Banking login record(s).

**Attention**

**ATTENTION PLEASE**



If you feel your i-Account ID or Password has been stolen or compromised, change your password immediately.

There have been cases of phone scammers requesting for personal account details. We would never ask you to reveal account information such as your passwords.

For more please call  
**16325**

Copyright © 2018 LankaBangla Finance Limited. All rights reserved.

### Step 3: Fill up the Form





## User Registration

<b>Account No :</b>	15 digit Account Number	← Provide you 15 digit account number
<b>Email :</b>	Associated with A/C No	← Should be associated with given A/C no.
<b>Mobile No :</b>	01XXXXXXXXXX	← Should be associated with given A/C no.

Click on Checkbox →

I'm not a robot

  
reCAPTCHA  
Privacy - Terms

Send Request
Cancel
Login Here

↑  
Click on "Send Request" button after providing all required information

If you face any difficulties or forgot any required information, please call to our 24/7 Call Center: **16325**

### Step 4: Authentication

- a. User will receive email (Subject: USER REGISTRATION) with Registration Link and Secure PIN
- b. Also SMS along with PIN.
- c. After Clicking the registration Link, user will be redirected to new page, now user have to put his/her desire user name (If username not available then put new one) for i-Account.
- d. Put Email PIN and SMS PIN
- e. Click OK Button
- f. User will get new Email with Password. (Email Subject: Internet User Creation)

### Step 5: Login

For the first time user need to change the password.